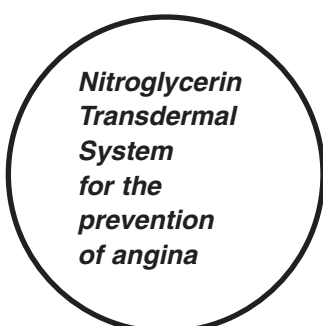


Please read this instruction sheet carefully before using Nitroglycerin Transdermal System

Information for the Patient



Nitroglycerin

Transdermal System

How to use

Nitroglycerin Transdermal System is easy to use-- it has a transparent outer backing with a special adhesive that keeps the system in place and a white, translucent protective peelable liner.

Where to place Nitroglycerin Transdermal System

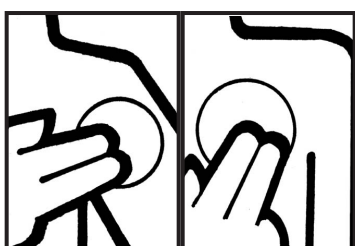
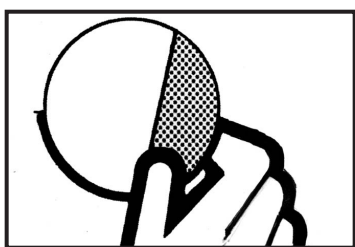
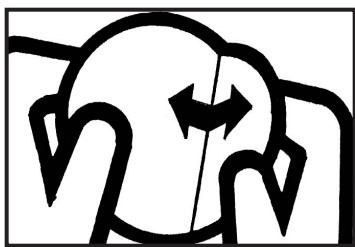

Select any area of skin on the body, EXCEPT the extremities below the knee or elbow. The chest is the preferred site. The area should be clean, dry, and hairless. If hair is likely to interfere with system adhesion or removal, it can be clipped but not shaved. Take care to avoid areas with cuts or irritations. Do NOT apply the system immediately after showering or bathing. It is best to wait until you are certain the skin is completely dry.

How to apply Nitroglycerin Transdermal System

Each Nitroglycerin Transdermal System is individually sealed in a protective pouch.


Application

- Wash hands before applying.
- Tear or cut pouch along dotted line. Remove patch from the pouch.
- Hold patch with the printed side away from you, with the score line in an up-and-down position.
- Bend sides of patch toward you then away from you. Repeat as necessary until the liner snaps down the middle.
- Peel off the larger part of the liner.
- Hold patch by the smaller part of the liner (which is still in place) to avoid touching the sticky side of the patch.
- Apply the sticky side of the patch to your skin. Smooth down.
- Fold back the smaller part of the patch so that you can easily remove the remaining piece of the liner.
- Press the entire patch firmly in place. Then wash your hands with soap and water to remove any drug residue.



When Nitroglycerin Transdermal System is applied to your body, the nitroglycerin contained in the system begins to flow onto your skin so that it is released and available for absorption through your skin at a uniform rate.

At the time recommended by your doctor, remove and discard the system.



Removal

● Press down on the center of the system to raise its outer edge away from the skin.



● Grasp the edge gently, and slowly peel the unit away from your skin. Wash skin area with soap and water. Towel dry. Wash hands. You should use a different application site every day.

Place a new system on a different skin site, following the steps for application, according to your doctor's instructions.

Please note

Contact with water, as in bathing, swimming, or showering will not affect the system. In the unlikely event that a system falls off, discard it and put a new one on a different skin site.

Precautions

The most common side effect is headache, which often decreases as therapy is continued, but may require treatment with a mild analgesic. Although uncommon, faintness, flushing, and dizziness may occur, especially when suddenly rising from the recumbent (lying horizontal) position. If these symptoms occur, remove the system and notify your physician.

Skin irritation may occur. If it persists, consult your physician.

Keep these systems and all drugs out of the reach of children.

Important

Your doctor may decide to increase or decrease the size of the system, or prescribe a combination of systems, to suit your particular needs. The dose may vary depending on your individual response to the system.

This system is to be used for preventing angina, not for treating an acute attack.

Usual Dosage

Each 24 hour period should include a patch-on period of 12 to 14 hours, followed by a patch-free interval.

STORE AT CONTROLLED ROOM TEMPERATURE 15°-30°C (59°-86°F).

Do not store unpouched. Apply immediately upon removal from the protective pouch.

Manufactured by:

Hercon Laboratories Corporation

Emigsville, PA 17318

REVISION DATE: April 2000

HCS-340 (4/00)